


10/7 RIGHT HAND QUARTER TURN

BASED ON A 16 TREAD STAIRCASE

10/7 RIGHT HAND QUARTER TURN



Maximum width of CUT stringer staircase (both strings)

Examples of stair width options (but can be any width)

Maximum width of BOX stringer staircase (both strings)

WIDTH	36	39	42	45	46 $\frac{3}{4}$	49 $\frac{3}{4}$
A	96 $\frac{3}{4}$	99 $\frac{3}{4}$	102 $\frac{3}{4}$	105 $\frac{3}{4}$	107 $\frac{1}{2}$	110 $\frac{1}{2}$
B	116 $\frac{3}{4}$	119 $\frac{3}{4}$	122 $\frac{3}{4}$	125 $\frac{3}{4}$	127 $\frac{1}{2}$	130 $\frac{1}{2}$

If you make your stairs 36" wide

Then your 'A' measurement will be 96 $\frac{3}{4}$ " long

And your 'B' measurement will be 116 $\frac{3}{4}$ " long

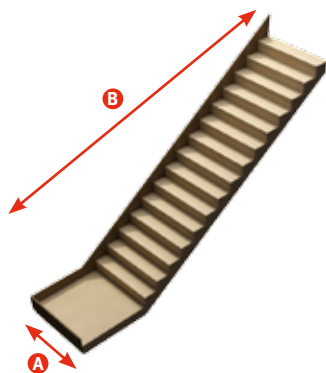
ONE KIT DOES ALL:

Box string (Carpet ready) Box string (can be overlaid)
Cut string (Carpet ready) Cut string (can be overlaid)

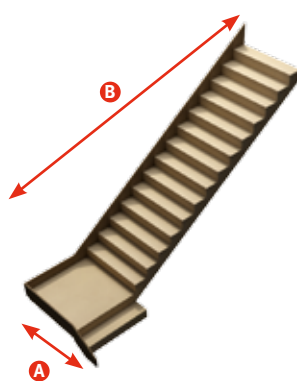
www.kwikstairs.com

10/7 RIGHT HAND QUARTER TURN

BASED ON A 16 TREAD STAIRCASE

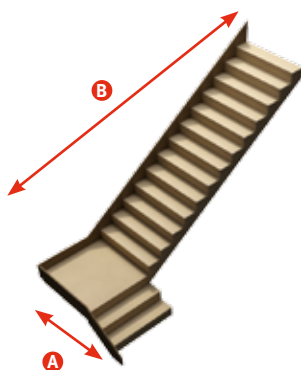


WIDTH	36"	39"	42"	45"	46¾"	49¾"
A	36	39	42	45	46¾	49¾
B	176¾	179¾	182¾	185¾	187½	190½

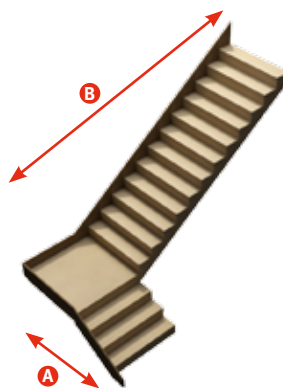


WIDTH	36"	39"	42"	45"	46¾"	49¾"
A	46¾	49¾	52¾	55¾	57½	60½
B	166¾	169¾	172¾	175¾	177½	180½

TO ADD OR MINUS A TREAD ALTER THE APPROPRIATE MEASUREMENT BY 10"



WIDTH	36	39	42	45	46¾	49¾
A	56¾	59¾	62¾	65¾	67½	70½
B	156¾	159¾	162¾	165¾	167½	170½



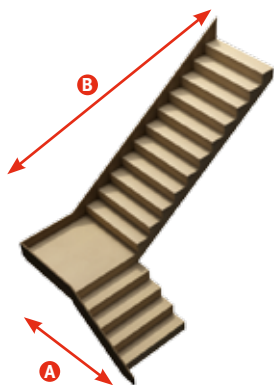
WIDTH	36	39	42	45	46¾	49¾
A	66¾	69¾	72¾	75¾	77½	80½
B	146¾	149¾	152¾	155¾	157½	160½

ONE KIT DOES ALL:

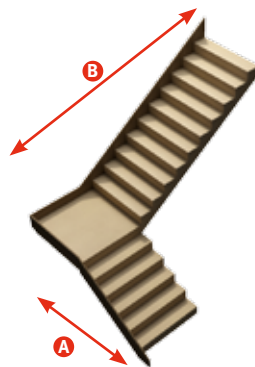
Box string (Carpet ready) Box string (can be overlaid)
Cut string (Carpet ready) Cut string (can be overlaid)

10/7 RIGHT HAND QUARTER TURN

BASED ON A 16 TREAD STAIRCASE

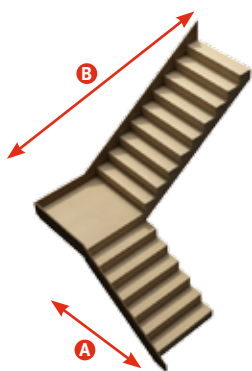


WIDTH	36"	39"	42"	45"	46¾"	49¾"
A	76¾	79¾	82¾	85¾	87½	90½
B	136¾	139¾	142¾	145¾	147½	150½




WIDTH	36"	39"	42"	45"	46¾"	49¾"
A	86¾	89¾	92¾	95¾	97½	100½
B	126¾	129¾	132¾	135¾	137½	140½

TO ADD OR MINUS A TREAD ALTER THE APPROPRIATE MEASUREMENT BY 10"



WIDTH	36	39	42	45	46¾	49¾
A	96¾	99¾	102¾	105¾	107½	110½
B	116¾	119¾	122¾	125¾	127½	130½




WIDTH	36	39	42	45	46¾	49¾
A	106¾	109¾	112¾	115¾	117½	120½
B	106¾	109¾	112¾	115¾	117½	120½

ONE KIT DOES ALL:


Box string (Carpet ready) Box string (can be overlaid)
Cut string (Carpet ready) Cut string (can be overlaid)

10/7 RIGHT HAND QUARTER TURN

BASED ON A 16 TREAD STAIRCASE




WIDTH	36"	39"	42"	45"	46¾"	49¾"
A	116¾	119¾	122¾	125¾	127½	130½
B	96¾	99¾	102¾	105¾	107½	110½




WIDTH	36"	39"	42"	45"	46¾"	49¾"
A	126¾	129¾	132¾	135¾	137½	140½
B	86¾	89¾	92¾	95¾	97½	100½

TO ADD OR MINUS A TREAD ALTER THE APPROPRIATE MEASUREMENT BY 10"



WIDTH	36	39	42	45	46¾	49¾
A	136¾	139¾	142¾	145¾	147½	150½
B	76¾	79¾	82¾	85¾	87½	90½

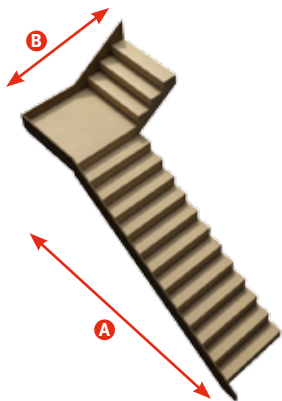


WIDTH	36	39	42	45	46¾	49¾
A	146¾	149¾	152¾	155¾	157½	160½
B	66¾	69¾	72¾	75¾	77½	80½

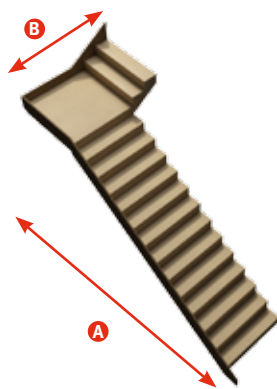
ONE KIT DOES ALL: Box string (Carpet ready) Box string (can be overlaid)
Cut string (Carpet ready) Cut string (can be overlaid)

10/7 RIGHT HAND QUARTER TURN

BASED ON A 16 TREAD STAIRCASE

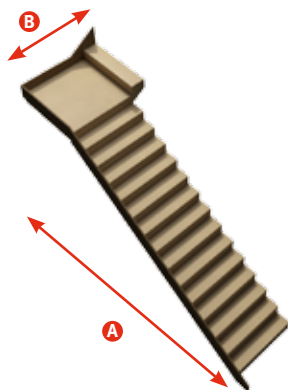


WIDTH	36"	39"	42"	45"	46¾"	49¾"
A	156¾"	159¾"	162¾"	165¾"	167½"	170½"
B	56¾"	59¾"	62¾"	65¾"	67½"	70½"



WIDTH	36"	39"	42"	45"	46¾"	49¾"
A	166¾"	169¾"	172¾"	175¾"	177½"	180½"
B	46¾"	49¾"	52¾"	55¾"	57½"	60½"

TO ADD OR MINUS A TREAD ALTER THE APPROPRIATE MEASUREMENT BY 10"



WIDTH	36	39	42	45	46¾	49¾
A	176¾"	179¾"	182¾"	185¾"	187½"	190½"
B	36	39	42	45	46¾	49¾

PLEASE NOTE

If you need 17 treads (including the nosing) then your stair size will be 10" larger than the ones in this catalogue and so on. If you only need 15 treads (including nosing) then your stair size will be 10" smaller than the ones in this catalogue and so on.

IMPORTANT

Depending on your floor to floor measurement and stair design when incorporating a landing you may need to add another KwikStairs kit to achieve your chosen design.

ONE KIT DOES ALL:

Box string (Carpet ready) Box string (can be overlaid)
Cut string (Carpet ready) Cut string (can be overlaid)