


# 9/8 LEFT HAND QUARTER TURN

BASED ON A 16 TREAD STAIRCASE



Maximum width of CUT stringer staircase (both strings)

Examples of stair width options (but can be any width)

Maximum width of BOX stringer staircase (both strings)

WIDTH	36	39	42	45	46 <sup>3</sup> / <sub>4</sub>	49 <sup>3</sup> / <sub>4</sub>
A	90 <sup>3</sup> / <sub>4</sub>	93 <sup>3</sup> / <sub>4</sub>	96 <sup>3</sup> / <sub>4</sub>	99 <sup>3</sup> / <sub>4</sub>	101 <sup>1</sup> / <sub>2</sub>	104 <sup>1</sup> / <sub>2</sub>
B	108 <sup>3</sup> / <sub>4</sub>	111 <sup>3</sup> / <sub>4</sub>	114 <sup>3</sup> / <sub>4</sub>	117 <sup>3</sup> / <sub>4</sub>	119 <sup>1</sup> / <sub>2</sub>	122 <sup>1</sup> / <sub>2</sub>

If you make your stairs 36" wide

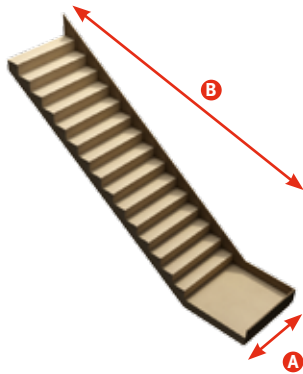
Then your 'A' measurement will be 90<sup>3</sup>/<sub>4</sub>" long

And your 'B' measurement will be 108<sup>3</sup>/<sub>4</sub>" long

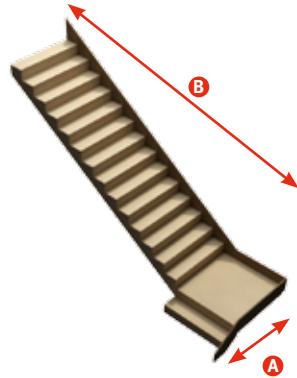
**ONE KIT DOES ALL:** Box string (Carpet ready) Box string (can be overlaid)  
Cut string (Carpet ready) Cut string (can be overlaid)

# 9/8 LEFT HAND QUARTER TURN

## BASED ON A 16 TREAD STAIRCASE

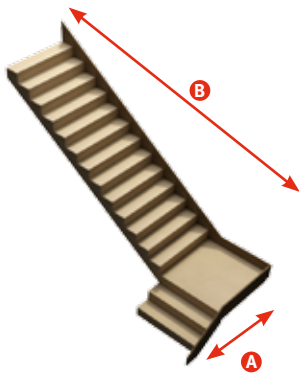


WIDTH	36"	39"	42"	45"	46¾"	49¾"
A	36	39	42	45	46¾	49¾
B	162¾	165¾	168¾	171¾	173½	176½

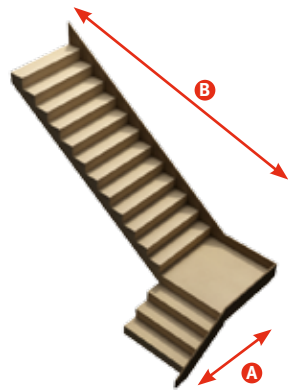


WIDTH	36"	39"	42"	45"	46¾"	49¾"
A	45¾	48¾	51¾	54¾	56½	59½
B	153¾	156¾	159¾	162¾	164½	167½

TO ADD OR MINUS A TREAD ALTER THE APPROPRIATE MEASUREMENT BY 10"



WIDTH	36	39	42	45	46¾	49¾
A	54¾	57¾	60¾	63¾	65½	68½
B	144¾	147¾	150¾	153¾	155½	158½

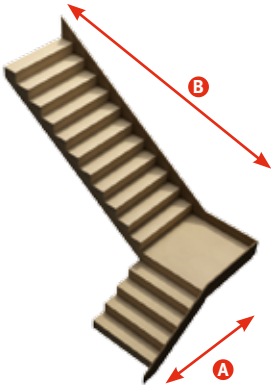


WIDTH	36	39	42	45	46¾	49¾
A	63¾	66¾	69¾	72¾	74½	77½
B	135¾	138¾	141¾	144¾	146½	149½

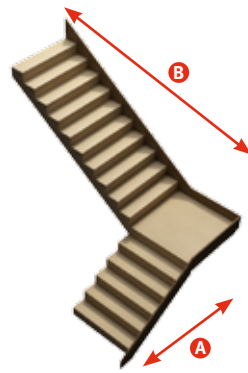
**ONE KIT DOES ALL:** Box string (Carpet ready) Box string (can be overlaid)  
Cut string (Carpet ready) Cut string (can be overlaid)

# 9/8 LEFT HAND QUARTER TURN

## BASED ON A 16 TREAD STAIRCASE

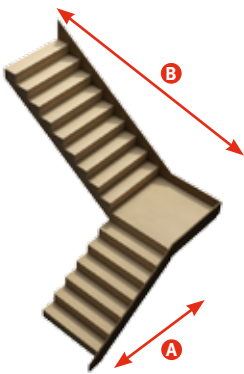


WIDTH	36"	39"	42"	45"	46¾"	49¾"
A	72¾	75¾	78¾	81¾	83½	86½
B	126¾	129¾	132¾	135¾	137½	140½

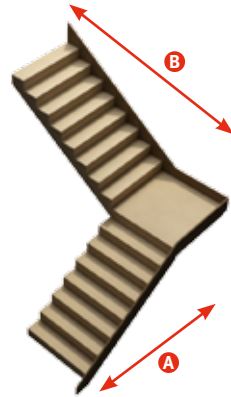


WIDTH	36"	39"	42"	45"	46¾"	49¾"
A	81¾	84¾	87¾	90¾	92½	95½
B	117¾	120¾	123¾	126¾	128½	131½

**TO ADD OR MINUS A TREAD ALTER THE APPROPRIATE MEASUREMENT BY 10"**



WIDTH	36	39	42	45	46¾	49¾
A	90¾	93¾	96¾	99¾	101½	104½
B	108¾	111¾	114¾	117¾	119½	122½



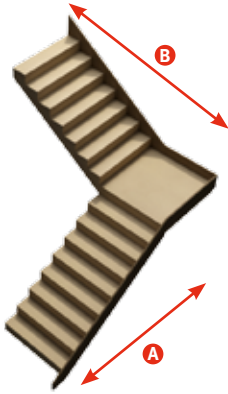
WIDTH	36	39	42	45	46¾	49¾
A	99¾	102¾	105¾	108¾	110½	113½
B	99¾	102¾	105¾	108¾	110½	113½

**ONE KIT DOES ALL:**

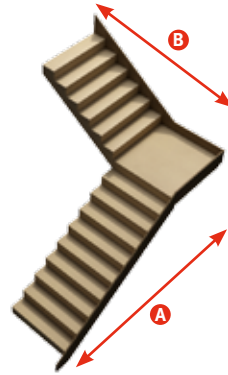
Box string (Carpet ready) Box string (can be overlaid)  
Cut string (Carpet ready) Cut string (can be overlaid)

# 9/8 LEFT HAND QUARTER TURN

## BASED ON A 16 TREAD STAIRCASE




WIDTH	36"	39"	42"	45"	46¾"	49¾"
A	108¾	111¾	114¾	117¾	119½	121½
B	90¾	93¾	96¾	99¾	101½	104½




WIDTH	36"	39"	42"	45"	46¾"	49¾"
A	117¾	120¾	123¾	126¾	128½	131½
B	81¾	84¾	87¾	90¾	92½	95½

TO ADD OR MINUS A TREAD ALTER THE APPROPRIATE MEASUREMENT BY 10"



WIDTH	36	39	42	45	46¾	49¾
A	126¾	129¾	132¾	135¾	137½	140½
B	72¾	75¾	78¾	81¾	83½	86½

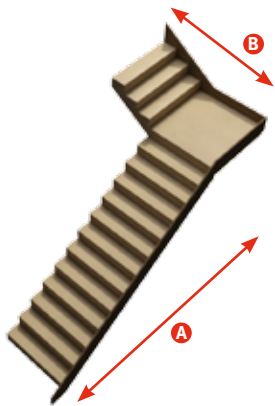


WIDTH	36	39	42	45	46¾	49¾
A	135¾	138¾	141¾	144¾	146½	149½
B	63¾	66¾	69¾	72¾	74½	77½

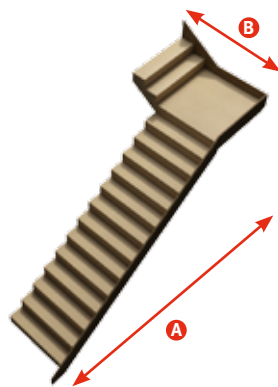
**ONE KIT DOES ALL:** Box string (Carpet ready) Box string (can be overlaid)  
Cut string (Carpet ready) Cut string (can be overlaid)

# 9/8 LEFT HAND QUARTER TURN

## BASED ON A 16 TREAD STAIRCASE

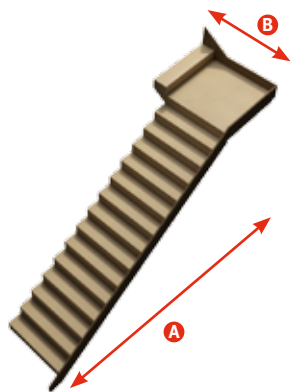


WIDTH	36"	39"	42"	45"	46¾"	49¾"
A	144¾	147¾	150¾	153¾	155½	158½
B	54¾	57¾	60¾	63¾	65½	68½



WIDTH	36"	39"	42"	45"	46¾"	49¾"
A	153¾	156¾	159¾	162¾	164½	167½
B	45¾	48¾	51¾	54¾	56½	59½

**TO ADD OR MINUS A TREAD ALTER THE APPROPRIATE MEASUREMENT BY 10"**



WIDTH	36	39	42	45	46¾	49¾
A	162¾	165¾	168¾	171¾	173½	176½
B	36	39	42	45	46¾	49¾

### PLEASE NOTE

If you need 17 treads (including the nosing) then your stair size will be 10" larger than the ones in this catalogue and so on. If you only need 15 treads (including nosing) then your stair size will be 10" smaller than the ones in this catalogue and so on.

### IMPORTANT

Depending on your floor to floor measurement and stair design when incorporating a landing you may need to add another KwikStairs kit to achieve your chosen design.

**ONE KIT DOES ALL:**

Box string (Carpet ready) Box string (can be overlaid)  
Cut string (Carpet ready) Cut string (can be overlaid)

9/8 LEFT HAND QUARTER TURN

www.kwikstairs.com